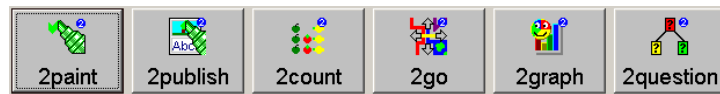


2Simple Infant Video Toolkit Customising for your Learners

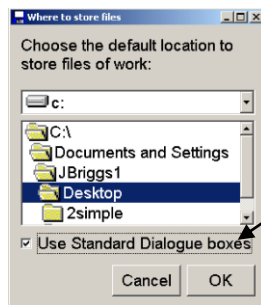


Teacher options: ctrl, shft, and the letter o pressed down together allow you to customise 2Simple programs for your learners.

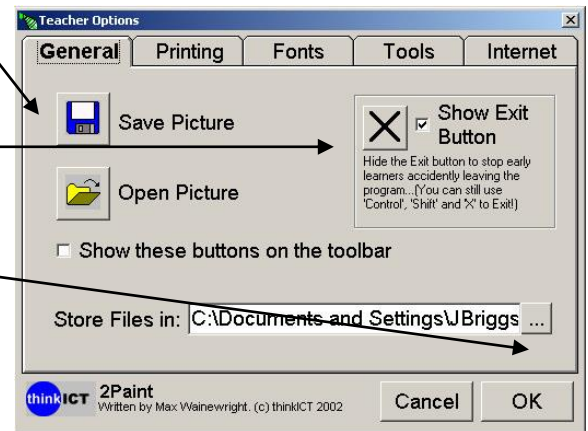
General tab:

Show 'save' and 'open' buttons on tool bar.

Hide the exit button if you want to prevent learners from accidentally leaving the program.



Click on the three dots to change where files are stored, or choose to use standard dialogue boxes so that you select each time where a file is stored.



Printing tab:

Choose to prevent printing or to hide the printer button for a selected number of minutes to prevent children from pressing it a number of times.

Fonts tab:

Select font for children to use. These can all be the same to keep them to one font or you can choose a selection of fonts for them to choose from.

Tools tab:

Enable right click to copy and paste or to import images from your computer/camera.



Change the tool set for 'painting'.

Add Undo button.

