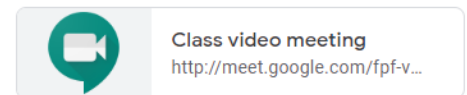



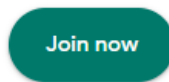
Live video in Google Meet


Participating in a livestreamed session

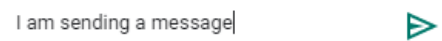
- Click on the Google Meet invitation in your Classroom Stream



- Choose 'Join now'



- Mute your microphone and camera by clicking on these icons. You can unmute when your teacher asks you to. (Hover over the bottom of the screen to see these controls.)
-  Click on 'Chat'. You will be able to ask questions in the window that pops up. You may be asked to answer questions or to add your opinion.
- Type your message in the box, bottom right of your screen and click send button



Before the first livestreaming session takes place, please check children understand the following:

- Online sessions are only accessed in a shared family area (never a bedroom).
- The camera on your device must be turned off until you are asked to unmute it by the teacher. You will be joining the online session using the microphone on your device.
- You will be asked for permission if this session is recorded by the school. **No-one else should take screen shots or recordings of the session.**
- **No images or recordings of the session are to be shared** within or outside the Google Meet.
- Normal classroom standards of behaviour are expected. If these are not adhered to, access to these sessions will be removed.
- Two staff members will be involved in all online sessions.
- Chat is used only within the session and is used positively and appropriately.
- Livestreaming is being used for learning. All livestreaming by primary aged children should be supervised by a trusted adult.
- Habits for responsible use of technology including appropriate clothing.
 - [EYFS Building habits when I use technology](#)
 - [KS1 Building habits when I use technology](#)
 - [Lower Key Stage 2 Building habits when I use technology](#)
 - [Upper Key Stage 2 Building habits when I use technology](#)

Thank you to Keinton Mandeville Primary School for help with these guidelines.