









# THINKUKNOW Home activity packs 8 -10 year olds

Links to building habits poster

[Lower Key Stage 2 Building habits when I use technology](#)

[Upper Key Stage 2 Building habits when I use technology](#)









<p>Play Like Share: Spot pressuring and manipulative behaviour online and to stay safe from other risks that might be encountered online. <b>[Think about teaching this in the context of something the children may do in the future, we would suggest being cautious about normalising the idea of having a YouTube channel as an 8 – 10 year old, unless this is something they are doing with a parent/trust adult].</b></p> <p>Other resources to support across the activities (or use the four lessons provided as <a href="#">Google slides</a> <a href="#">Online safety video lessons</a>)</p>			
<p><a href="#">Home activity pack 1</a></p> <p>Kindness in comments online Tell, block, report</p>	<p>Watch Play Like Share Episode 1 Use questions to check understanding of story. Check children identify problems of manipulating behaviour, unkindness and public sharing</p> <p>Make a poster for 'Selfie' band.</p>	<p><b>Be Kind</b> </p> <p><b>Tell</b> </p>	<p>Check how you can block and report in any online resources / apps you use.</p> <p>Who are you confident to tell if something upsetting happens?</p>
<p><a href="#">Home activity pack 2</a></p> <p>Safe settings</p> <p>Being kind</p>	<p>Re-watch Play Like Share Episode 1 if reminder are needed. Use resource sheet to identify steps Alfie has taken to be safe when he is making and posting videos.</p> <p>Think of positive words to use in comments.</p>	<p> <b>Check</b></p> <p><b>Be Kind</b> </p>	<p>Ask a trusted adult to help you check your privacy settings for any online resources / apps you use.</p>
<p><a href="#">Home activity pack 3</a></p> <p>Identify feelings</p> <p>Know who can help</p>	<p>Watch Play Like Share Episode 2 <b>[Check children recognise the children have set their channel to private]</b> Use questions to identify feelings and unkindness. Use activity to check what is okay to share.</p>	<p> <b>Share</b></p> <p><b>Be Kind</b> </p>	<p>Talk to a trusted adult about the things you like to do online. Show them what you enjoy and how it works.</p>
<p><a href="#">Home activity pack 4</a></p> <p>Knows who to ask for help</p>	<p>Re-watch Play Like Share Episode 2 if reminder is needed. Use activities to identify who to go to for help.</p>	<p><b>Ask</b> </p> <p><b>Be Kind</b> </p>	<p>List who you would go to for help. List online and app activities that you should ask parents/trusted adults about before signing up. Remember that terms and conditions for YouTube are to be over 13 to have an account.</p>

# THINKUKNOW Home activity packs 8 -10 year olds

Links to building habits poster

[Lower Key Stage 2 Building habits when I use technology](#)

[Upper Key Stage 2 Building habits when I use technology](#)

<p><a href="#">Home activity pack 5</a> Know who you are talking to Think of positive uses of technology</p>	<p>Watch Play Like Share Episode 3 Think about who Ellie was really talking to. Can you help Grandpa George? Activity – how can technology help Grandpa George</p>	 <b>Check</b>   <b>Be Kind</b>	<p>Check it out when new people contact you, talk about it with a trusted adult. Are there other people in our family we can help to use technology?</p>
<p><a href="#">Home activity pack 6</a> Asking for permission to share a photo</p>	<p>Re-watch episode 2 if a reminder is needed. Think about permission to share photos. Advise Sam and his friends about what they should have done. Use activity sheets to identify safe and unsafe behaviours..</p>	 <b>Share</b>	<p>Talk about the things that worry you and the things you do to be safe using technology.</p>
<p><a href="#">Home activity pack 7</a> Password protected video chat</p>	<p>Identify positive and negative attention using the activity provided. Provide advice to the band about how to livestream safely. <b>[We would advise doing this in the context of the band being 15 year olds to avoid any expectation that it is okay for primary age children to live stream if they are doing it by themselves.]</b></p>	 <b>Ask</b>   <b>Check</b>	<p>Ask a trusted adult before using any app or web resource where you will be livestreaming. Know where you can change privacy settings in any resources you use. Talk these through with a trusted adult.</p>
<p><a href="#">Home activity pack 8</a> Playing appropriate games with people you know</p>	<p>Make a poster celebrating the games you play. Use activity sheet to consider how the gamer tries to manipulate Alife in episode 1. Would you add anything to the <a href="#">advice about playing games</a> on Thinkuknow website?</p>	 <b>Share</b>   <b>Mix</b>	<p>Ask a trusted adult to play one of your favourite games with you. Help them to improve their play. Talk about the other things you can do together.</p>
<p><a href="#">Home activity pack 9</a> Showing kindness and expecting kindness</p>	<p>What makes a good friend? Use activity sheet to identify how Sam and Alfie can be a good friend.</p>	 <b>Be Kind</b>	<p>List ways you can be a good friend when you are playing games with others.</p>