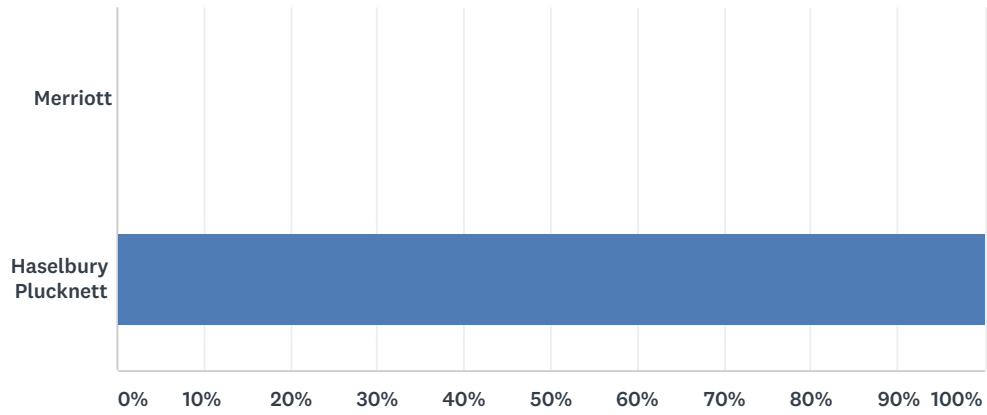


## Q1 What school does your child attend?

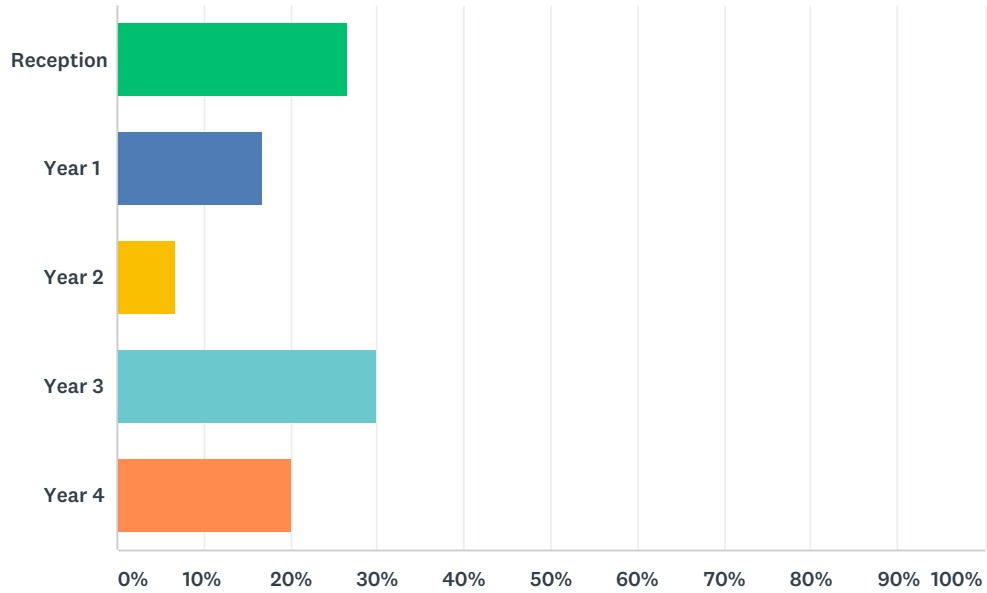
Answered: 31 Skipped: 0



ANSWER CHOICES	RESPONSES	
Merriott	0.00%	0
Haselbury Plucknett	100.00%	31
TOTAL		31

## Q2 What year group is your child in?

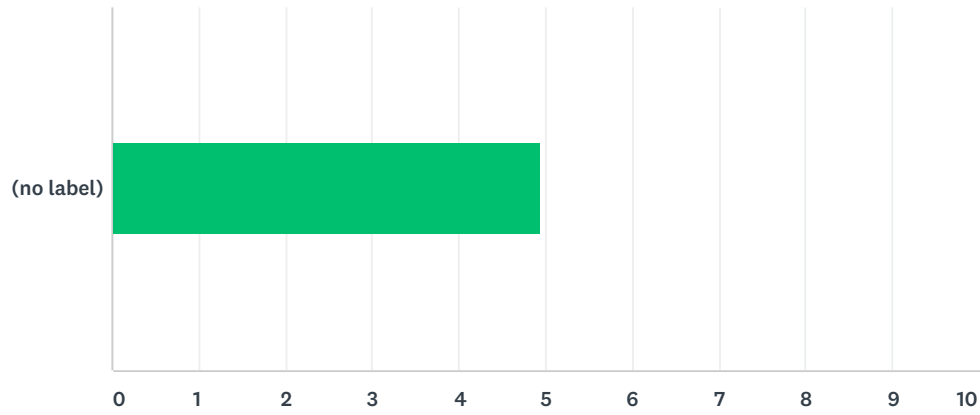
Answered: 30 Skipped: 1



ANSWER CHOICES	RESPONSES
Reception	26.67% 8
Year 1	16.67% 5
Year 2	6.67% 2
Year 3	30.00% 9
Year 4	20.00% 6
<b>TOTAL</b>	<b>30</b>

### Q3 School provides a happy and safe environment for my child.

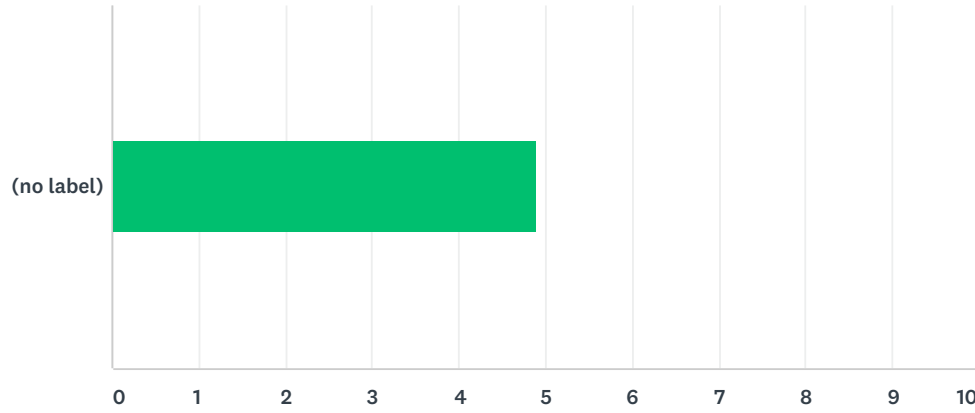
Answered: 30 Skipped: 1



	STRONGLY AGREE	AGREE	NEUTRAL	DISAGREE	STRONGLY DISAGREE	TOTAL	WEIGHTED AVERAGE
(no label)	93.33% 28	6.67% 2	0.00% 0	0.00% 0	0.00% 0	30	4.93

### Q4 My child is well looked after at this school.

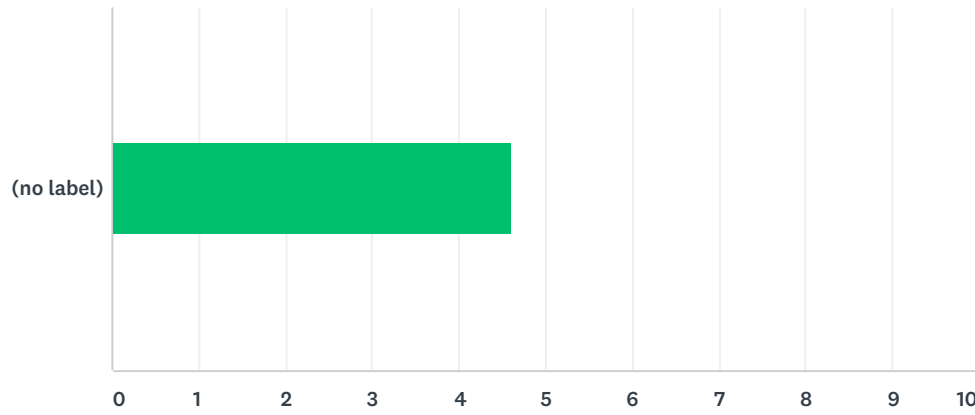
Answered: 30 Skipped: 1



	<b>STRONGLY AGREE</b>	<b>AGREE</b>	<b>NEUTRAL</b>	<b>DISAGREE</b>	<b>STRONGLY DISAGREE</b>	<b>TOTAL</b>	<b>WEIGHTED AVERAGE</b>
(no label)	90.00% 27	10.00% 3	0.00% 0	0.00% 0	0.00% 0	30	4.90

### Q5 The school makes sure my child is making good progress.

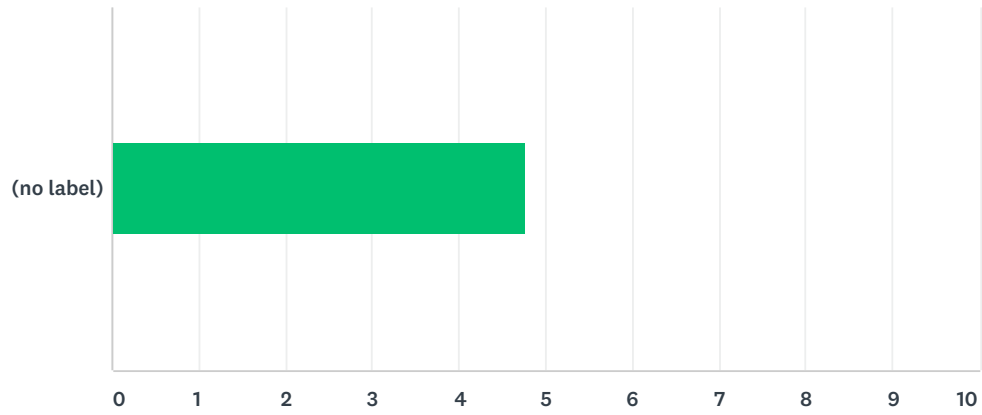
Answered: 30 Skipped: 1



	STRONGLY AGREE	AGREE	NEUTRAL	DISAGREE	STRONGLY DISAGREE	TOTAL	WEIGHTED AVERAGE
(no label)	60.00% 18	40.00% 12	0.00% 0	0.00% 0	0.00% 0	30	4.60

## Q6 My child is taught well at this school.

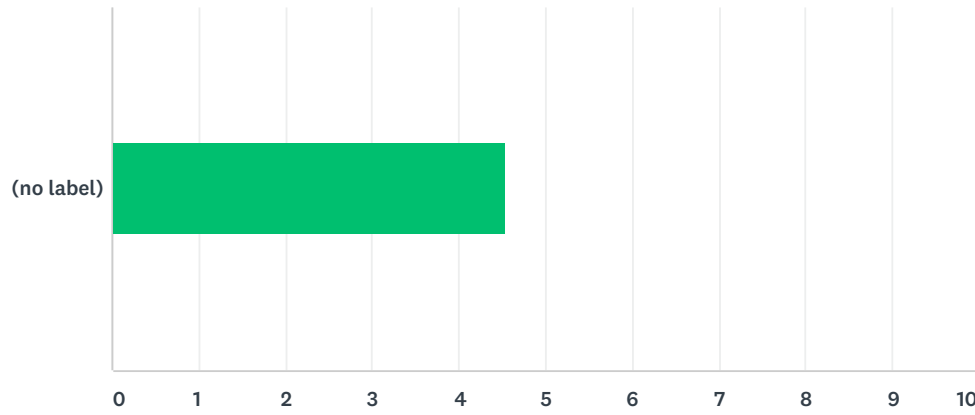
Answered: 30 Skipped: 1



	STRONGLY AGREE	AGREE	NEUTRAL	DISAGREE	STRONGLY DISAGREE	TOTAL	WEIGHTED AVERAGE
(no label)	76.67% 23	23.33% 7	0.00% 0	0.00% 0	0.00% 0	30	4.77

## Q7 My child receives appropriate homework for their age

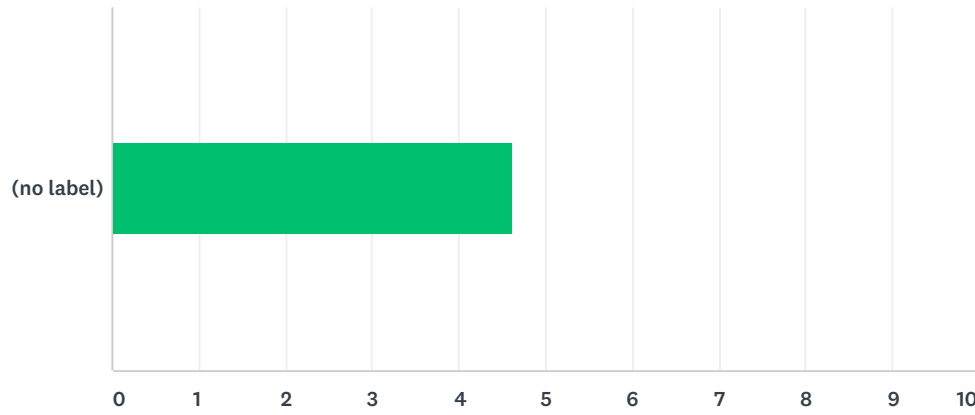
Answered: 30 Skipped: 1



	STRONGLY AGREE	AGREE	NEUTRAL	DISAGREE	STRONGLY DISAGREE	TOTAL	WEIGHTED AVERAGE
(no label)	60.00% 18	33.33% 10	6.67% 2	0.00% 0	0.00% 0	30	4.53

### Q8 This school ensures the pupils are well behaved.

Answered: 30 Skipped: 1

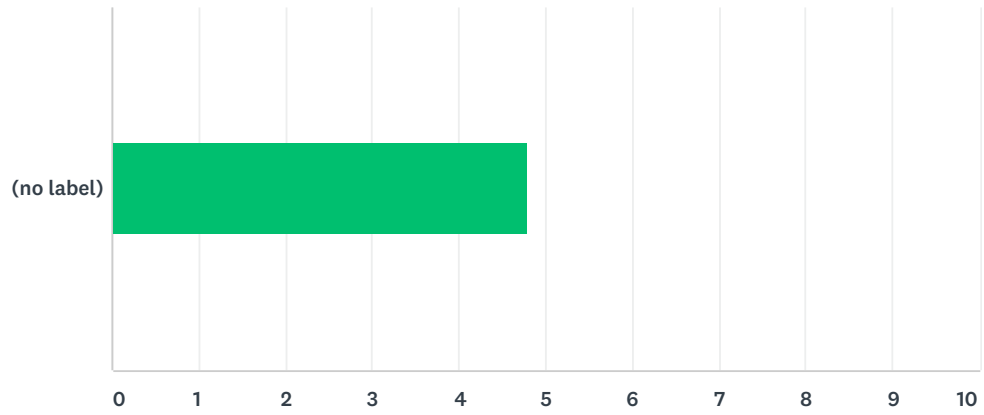


	STRONGLY AGREE	AGREE	NEUTRAL	DISAGREE	STRONGLY DISAGREE	TOTAL	WEIGHTED AVERAGE
(no label)	66.67% 20	30.00% 9	3.33% 1	0.00% 0	0.00% 0	30	4.63



### Q9 This school is well led and managed.

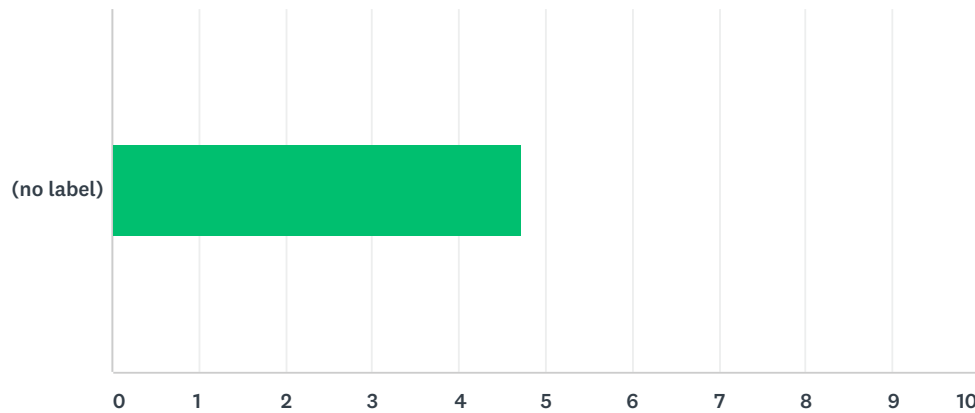
Answered: 30 Skipped: 1



	STRONGLY AGREE	AGREE	NEUTRAL	DISAGREE	STRONGLY DISAGREE	TOTAL	WEIGHTED AVERAGE
(no label)	83.33% 25	13.33% 4	3.33% 1	0.00% 0	0.00% 0	30	4.80

### Q10 I find it easy to approach the school with questions to do with my child and responds well to any concern I raise.

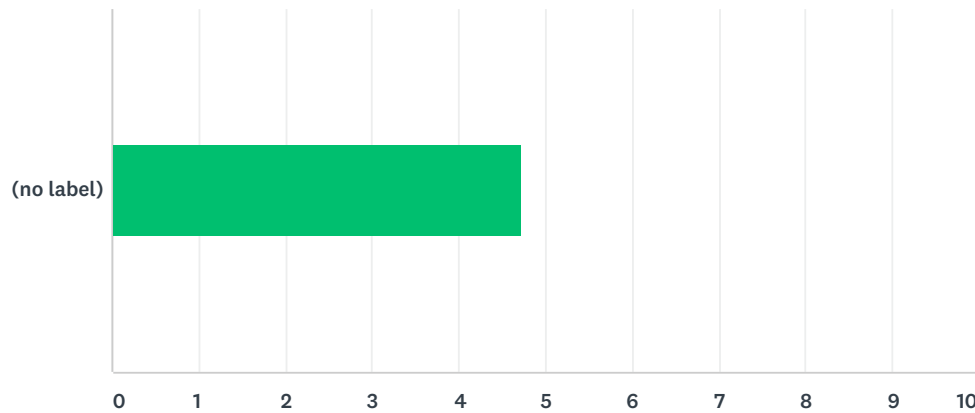
Answered: 30 Skipped: 1



	STRONGLY AGREE	AGREE	NEUTRAL	DISAGREE	STRONGLY DISAGREE	TOTAL	WEIGHTED AVERAGE
(no label)	76.67% 23	20.00% 6	3.33% 1	0.00% 0	0.00% 0	30	4.73

### Q11 I receive helpful information about my child's progress and how to help them at parents' evening.

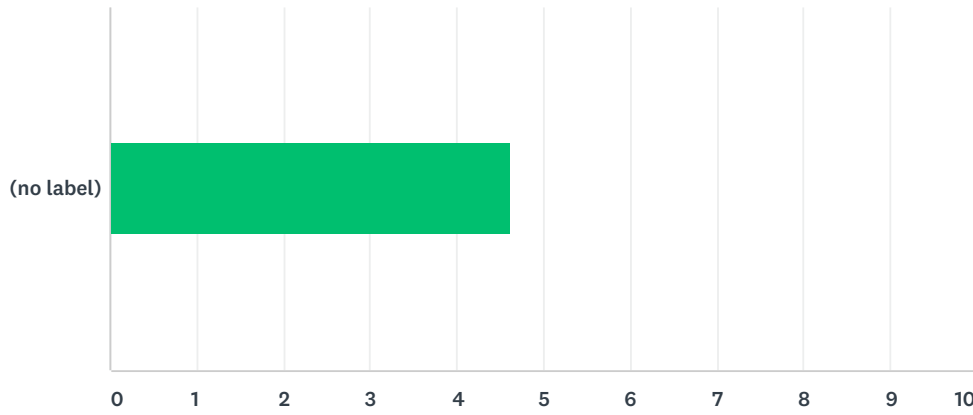
Answered: 30 Skipped: 1



	STRONGLY AGREE	AGREE	NEUTRAL	DISAGREE	STRONGLY DISAGREE	TOTAL	WEIGHTED AVERAGE
(no label)	76.67% 23	20.00% 6	3.33% 1	0.00% 0	0.00% 0	30	4.73

### Q12 My child has made a positive start to the new school year.

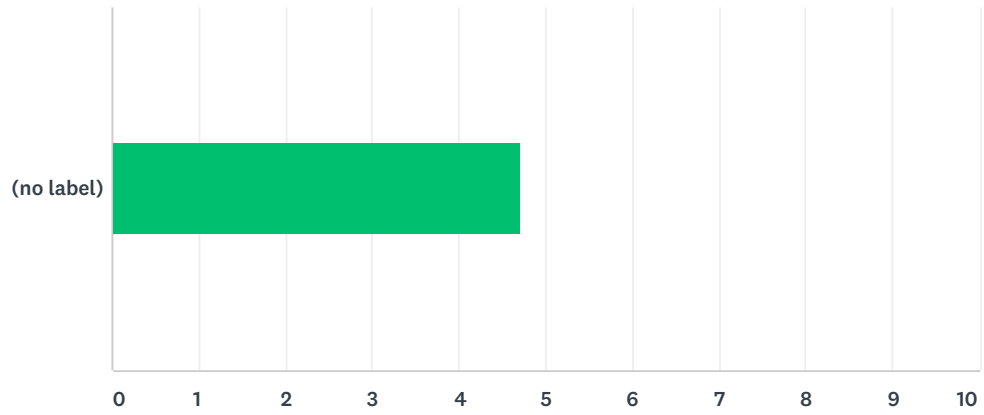
Answered: 30 Skipped: 1



	STRONGLY AGREE	AGREE	NEUTRAL	DISAGREE	STRONGLY DISAGREE	TOTAL	WEIGHTED AVERAGE
(no label)	66.67% 20	30.00% 9	3.33% 1	0.00% 0	0.00% 0	30	4.63

### Q13 I would recommend this school to another parent.

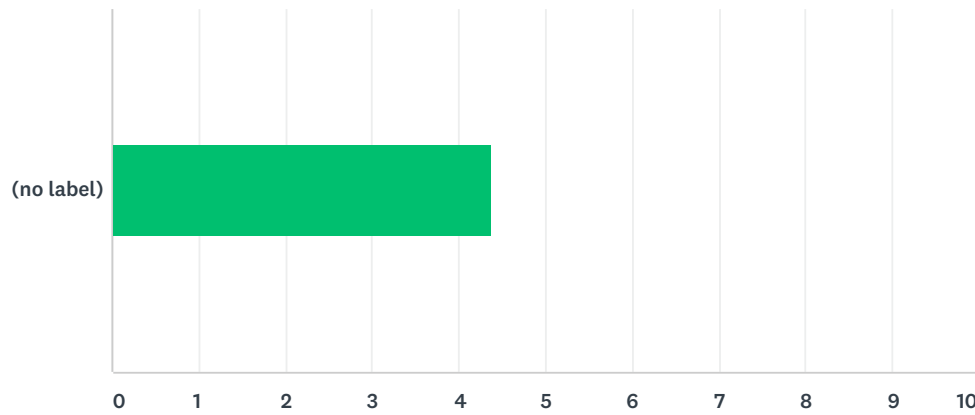
Answered: 30 Skipped: 1



	STRONGLY AGREE	AGREE	NEUTRAL	DISAGREE	STRONGLY DISAGREE	TOTAL	WEIGHTED AVERAGE
(no label)	76.67% 23	20.00% 6	0.00% 0	3.33% 1	0.00% 0	30	4.70

### Q14 I'm aware that this school is part of Crewkerne and Ilminster Schools' Partnership and the benefits of this.

Answered: 30 Skipped: 1



	STRONGLY AGREE	AGREE	NEUTRAL	DISAGREE	STRONGLY DISAGREE	TOTAL	WEIGHTED AVERAGE
(no label)	53.33% 16	30.00% 9	16.67% 5	0.00% 0	0.00% 0	30	4.37