

Weekly Plan for Early Years



Week 5

Topic: MINIBEASTS

We will plan a mini topic on minibeasts for the next three weeks. After that we shall move onto a topic of plants and growing. In preparation for this please could you add cress seeds and cotton wool to your shopping list. You will also need 4 small pots to plant the seeds in as part of an experiment.

	English	Maths	Additional Activities.
Monday	<p>Focus: I can write a simple sentence using the phonemes that I know.</p> <p>You're your child the story what the ladybird heard. You can listen to the book using the following link or if you have the book please read that instead https://www.youtube.com/watch?v=Eu9mPX7DuLA</p> <p>Use resource sheet 3 if you have access to a printer. If you do not have a printer please ask your child to draw the animals and write next to them.</p> <p>Task is to write the sentence I can go... in the speech bubble.</p> <p>Duck: I can go cluck Dog: I can go woof. Cat: I can go meow. Horse: I can go neigh.</p> <p>Please encourage your child to write the sentence using the phonemes that they know. Please do not write the sentence out for your child to copy.</p>	<p>Focus: They recognise, create and describe patterns. They explore characteristics of everyday objects and shapes and use mathematical language to describe them. (Numbers 16 - 20 will be the week after)</p> <p>Watch the numberblocks clip - Exploring Pattern Palace. https://www.youtube.com/watch?v=JAVYZoB OZrs</p> <p>Using two different types of objects can you create a ABAB (red, blue, red, blue) repeating pattern.</p> <p>Using three different types of objects can you a ABC (car, truck, plane, car, truck, plane) repeating pattern.</p>	<p>Map making Linked to What the Ladybird Heard.</p> <p>In the story the two baddies make a map of the farmyard in a cunning plan to steal the cow. (Even though it doesn't go well!) Have a go at making a map of the farm like the baddies using positional language!</p> <p>Find something to write a plan on, paper or an old bit of wallpaper. Even baking paper in a roll! Use the plan in the book or the front pages to make your map. Talk about what is next to each of the buildings as you make it. Then talk about planning how to get the cow making turns, next to, over, under and beside.</p>

<p>Tuesday</p>	<p>Focus on hefty Hugh and Lanky Len. Talk together about them as characters. What did they do that was unkind? How did they go about it? What do they look like? Focus on the word they when talking about them as this is a tricky word your child should know how to spell.</p> <p>Design a “wanted” posters (RESOURCE SHEET 4) for the Lanky Len and Hefty Hugh. Encourage your child to write sentences to describe Lanky Len and Hefty Hugh. They have ... They got the cow. They are bad because they...</p>	<p>Watch the Pump up the pattern song. https://www.youtube.com/watch?v=hoFhVdYsmPg</p> <p>Complete the stripy scarf pattern below. Which colour would come next? Can you create your own stripy scarf repeating pattern?</p> <p>Complete the sheet RESOURCE 1.</p>	<p>Using the plans that you made yesterday help them to create their own plan to steal the cow. Voice record your cunning plan on your grown-ups phone or tablet and send it to a friend or even to Mrs Coram or Miss Ramwell’s email address. How might your voice change if you were pretending to be one of the baddies? You could design your own farmyard and label the houses of all the animals. How many pigs live in your sty?</p>
<p>Wednesday</p>	<p>Resource 5 Look at the picture of the horse from what the ladybird heard. Focus on the or phoneme.</p> <p>Ask your child to write a list of words that they know that have the or phoneme in i.e. corn, worn, torn, born, torch, storm.</p> <p>As an extension please ask your child to write a sentence or two with one of the or words in it i.e. I had a torch when I went camping.</p>	<p>Watch the pattern practice song. Can you work out what comes next in the pattern? https://www.youtube.com/watch?v=MBjixSx45-Q</p> <p>Create your own repeating pattern using nature. Which pattern will you choose: ABAB / ABCABC / AABAAB?</p>	<p>Use purple mash to complete the two map activities set in 2 do tasks. Can you put the animals in the correct place for day and night? https://www.purplemash.com/#app/games/2diy/juliaDonaldo_ladybird_heard_game https://www.purplemash.com/#app/games/2diy/juliaDonaldo_ladybird_heard_game2</p>

			
<p>Thursday</p>	<p>Resource 6 Look at the picture of the farm and focus on the ar phoneme in farm.</p> <p>Ask your child to write a list of words that they know that have the ar phoneme farm, hard, star, bar, barn.</p> <p>As an extension please ask your child to write a sentence or two with one of the ar words in it i.e. The star was bright.</p>	<p>Play the shape pattern game. Start on level 1. Complete the pattern. Challenge can you complete level 2 and 3. https://www.topmarks.co.uk/ordering-and-sequencing/shape-patterns</p>	<p>Using the resources that you have at home ask your child to make their own ladybird. Below are some examples.</p> 

Friday

Recap on the or and ar phonemes. Consolidate learning by asking your child to complete the or and ar activity set on purple mash.

https://www.purplemash.com/#app/lessonplans/info/phonics_cloze_Ph3set2c

Complete the Maths Activity Map below. Remember to practise your number formation at the bottom of the page.

RESOURCE 2

Maths Activity Mats

Which numbers come next?

2 3 4

Can you work out the answer?



Which activity would you do at night time?
Circle it.



Which picture comes next in the pattern? Circle it.



 1 2 3 4 5 6 7 8 9 10

RE: Special Stories God - Lesson 1 - Our World

Introduction

Show a video of the world seen from space. Explain that the flashes are thunderstorms seen from high up. And the lights are cities at night. How did it make you feel? Did you think - wow?

<https://www.youtube.com/watch?v=TGBQazOQfoE>

Wonder

Now be very still. We are going to a beautiful wood. What can you hear? What can you see? How did it make you feel?

<https://www.youtube.com/watch?v=6IA6D6QcknQ>








GOING DEEPER: Think about the wonderful things you have seen. The World is so very big. Show the children a flower. It is so beautiful. What colour is it? Does it have a smell? Be careful - it is very easily broken. People have always looked at these things and gone - Wow! Our world is so beautiful, so wonderfully made. How did it come to be? Why is it all here? Was it made by God?

REFLECT: Now let the children draw and paint pictures about our wonderful world in response to what they have seen.

Stripy Scarves

Repeating Patterns

Complete the sequence below.




Maths Activity Mats

Which numbers come next?

2 3 4

Can you work out the answer?



Which activity would you do at night time?
Circle it.



Which picture comes next in the pattern? Circle it.




1 2 3 4 5 6 7 8 9 10



Resource sheet 3

I can write a sentence to describe the sound the animals make.





A large, empty speech bubble with a pointed tail on the right side. Inside the bubble, there are two horizontal lines for writing.





RESOURCE Sheet 5

I can write words with the or phoneme in.



I can write a sentence.

Resource sheet 6

I can write words with the ar phoneme in.



I can write a sentence.
