

## Weekly Plan for Year 2

### Week 1

	English	Maths	Additional Activities.
Monday	Using the comprehension booklet that was sent home. Please read The Toy Shop and complete the 5 comprehension questions.	Using the Maths pack that was sent home. Please complete the first 2 pages.	Purple Mash: Please log into Purple Mash using the link below and your child's individual log in. <a href="https://www.purplemash.com/sch/stbarth">https://www.purplemash.com/sch/stbarth</a> A task has been set on '2 Paint a picture'
Tuesday	Using the comprehension booklet that was sent home. Please read Rock Pools and complete the 5 comprehension questions.	Using the Maths pack that was sent home. Please complete page 3. Please ask children to show their working out using tens and ones. Eg: $24 + 4 =$ $\begin{array}{r} \text{  } \dots + \dots \\ 24 - 4 = \\ \text{  } \end{array}$	Please work on your topic home learning (Habitats) provided at the start of this half term. Choose one activity to complete  Follow the link below <a href="https://www.bbc.co.uk/teach/supermovers/ks1-collection/zbr4scw">https://www.bbc.co.uk/teach/supermovers/ks1-collection/zbr4scw</a>  to find fun and energetic ways to enhance our learning.
Wednesday	Using the comprehension booklet that was sent home.  Please read The Vikings and complete the 5 comprehension questions.	Using the Maths pack that was sent home. Please complete page 4 = Number families And page 5 = Counting in 2s, 5s and 10s word problems.	Please work on your topic home learning (Habitats) provided at the start of this half term. Continue with your activity chosen yesterday  Follow the link below <a href="https://www.bbc.co.uk/teach/supermovers/ks1-collection/zbr4scw">https://www.bbc.co.uk/teach/supermovers/ks1-collection/zbr4scw</a>  to find fun and energetic ways to enhance our learning.
Thursday	Using the comprehension booklet that was sent home.  Please read On Top of the World and complete the 5 comprehension questions.	Using the Maths pack that was sent home. Please complete page 6 = less than and more than coin value And page 7 = properties of 2D and 3D shapes.	Please work on your topic home learning (Habitats) provided at the start of this half term. Continue with your activity chosen yesterday  Follow the link below <a href="https://www.bbc.co.uk/teach/supermovers/ks1-collection/zbr4scw">https://www.bbc.co.uk/teach/supermovers/ks1-collection/zbr4scw</a>  to find fun and energetic ways to enhance our learning.
Friday	Using the comprehension booklet that was sent home.	Using the Maths pack that was sent home. Please complete page 9 = graphs	Watch the link below <a href="https://www.youtube.com/watch?v=HL8R158Ujp4">https://www.youtube.com/watch?v=HL8R158Ujp4</a>

Please read The Owl and the Snake and complete the 5 comprehension questions.

And page 10 = partitioning 2-digit numbers into different combinations.  
EG:  
 $23 = 20 + 3, 10 + 13, 19 + 4$

Can you retell the Easter story and create a picture. You could use paper or purple mash.

Follow the link below  
<https://www.bbc.co.uk/teach/super movers/ks1-collection/zbr4scw>








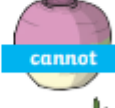






to find fun and energetic ways to enhance our learning.

## Apostrophe Ants

Match the correct contracted form with the expanded form.

Oh no! The apostrophe ants have left the ant hill to find food but they have forgotten which items they have to collect. Help the apostrophe ants find their way to the correct food item by matching the words on the ants to the expanded form on the food.

Draw a line to match the ant to the food item. One has been done for you.

A blue line connects the ant with the label 'he'd' to the tomato with the label 'he would'.