

Weekly Plan for Year 3 - Week 2

HOW TO COMPLETE TASKS: Please write all answers and work in your usual Home Learning Book. Maths tasks can be completed in the Maths Home Learning Book. If you have a printer at home, you are welcome to print but this is not necessary to complete tasks.

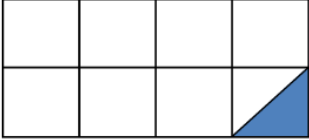



	English	Maths	Additional Activities.
Mon	<p>Watch the following video of Tim Peake reading a story from space:</p> <p>https://storytimefromspace.com/stories/the-incredible-intergalactic-journey-home/</p> <p>Please answer the comprehension questions in your Home Learning Book (RESOURCE 1).</p>	<p>Starter:</p> <ol style="list-style-type: none"> Times table speed test: https://www.timestables.co.uk/speed-test/ Solve the Maths problem for today (RESOURCE 2) (RESOURCE 3- ANSWERS for parents) <p>MAIN TASK: Watch this video to remind yourself of the method: https://www.youtube.com/watch?v=mO53rHEIQR4</p> <p>In your maths Home Learning Book, find the answers for adding fractions with the same denominator. When possible reduce the answer to a simplified fraction and its lowest form. (RESOURCE 4).</p>	<p>Sit quietly with your eyes closed and listen to the video below: https://www.youtube.com/watch?v=wf5K3pP2IUQ</p>
Tue	<p>In your Home Learning book write a list of all the things you think Tim Peake may see whilst travelling through space. Can you add adjectives to the nouns in your list to make them sparkle?</p> <p>Remember a colon introduces a list. Please complete the quiz below. Use the Twinkl log in sent home to log in and download the quiz: https://www.twinkl.co.uk/resource/t2-e-430-when-to-use-a-colon-to-introduce-a-list-spag-punctuation-powerpoint-quiz</p>	<p>Starter:</p> <ol style="list-style-type: none"> Times table speed test: https://www.timestables.co.uk/speed-test/ Solve the Maths problem for today(RESOURCE 2) (RESOURCE 3- ANSWERS for parents) <p>MAIN TASK: Watch this video to remind yourself of the method: https://www.youtube.com/watch?v=c5dNa2TVHiQ</p> <p>In your maths Home Learning Book, find the answers for subtracting fractions with the same denominator RESOURCE 5</p>	<p>Read the text 'A Fun Day out' and then answer the reading comprehension questions in your Home Learning book. RESOURCE 6</p>

Wed	<p>Please write an account/ paragraph of what you think it would feel like to be in space. Use the conjunction list provided below to support you RESOURCE 7</p>	<p>Starter:</p> <ol style="list-style-type: none"> 1. Times table speed test: https://www.timestables.co.uk/speed-test/ 2. Solve the Maths problem for today(RESOURCE 2) (RESOURCE 3-ANSWERS for parents) <p>MAIN TASK: Watch this video to remind yourself of the method: In your maths Home Learning Book, find the answers for adding and subtracting fractions with the same denominator RESOURCE 8 If you feel confident use the inverse and complete RESOURCE 9</p>	<p>HISTORY – IRON AGE Purple Mash: Please log into Purple Mash</p> <p>A task has been set linked to the Iron Age. Please watch the slide show that has been set as a task, and then write 5 facts that you have learnt in your Home Learning book.</p> <p><i>Opportunities for further learning:</i> Can you carry out any of your own research about the Bronze age and share the facts you have found?</p>
Thu	<p>Purple Mash: Please log into Purple Mash using the link below and your child’s individual log in. https://www.purplemash.com/sch/stbarth/</p> <p>A task has been set linked to the homophones and near homophones. Please complete the game.</p> <p>Complete the 5 minute workout: https://www.youtube.com/watch?v=d3LPrhI0v-w</p>	<p>Starter:</p> <ol style="list-style-type: none"> 1. Times table speed test: https://www.timestables.co.uk/speed-test/ 2. Solve the Maths problem for today(RESOURCE 2) (RESOURCE 3-ANSWERS for parents) <p>MAIN TASK: Watch this video to remind yourself of the method for counting in tenths. https://www.youtube.com/watch?v=slnc11A_LiU In your maths Home Learning Book, find the answers for counting in tenths RESOURCE 10</p>	<p>HISTORY – IRON AGE Purple Mash: Please log into Purple Mash</p> <p>Please complete the task asking you to explain how iron is made. Remember, there was information about this in the slide show you watched yesterday.</p>
Fri	<p>Purple Mash: Please log into Purple Mash using the link below and your child’s individual log in. https://www.purplemash.com/sch/stbarth/</p> <p>A task has been set linked to plural and possessive apostrophes. Please complete the game.</p> <p>Complete the 5 minute workout: https://www.youtube.com/watch?v=SbFqQarDM50</p>	<p>Starter:</p> <ol style="list-style-type: none"> 1. Times table speed test: https://www.timestables.co.uk/speed-test/ 2. Solve the Maths problem for today(RESOURCE 2) (RESOURCE 3-ANSWERS for parents) 3. <p>MAIN TASK: Watch this video if you need a reminder of the method for counting in hundredths: https://www.youtube.com/watch?v=s8Hf64apibA In your maths Home Learning Book, find the answers for counting in hundredths RESOURCE 11</p>	<p>Create your own ‘5 minute workout’. In your Home Learning book write down some instructions so someone else could complete your workout. Use fronted adverbials to order your instructions. E.g. First, do some star jumps for 30 seconds. Next, bend down and do 10 frog jumps.</p> <p><i>Opportunities for further learning:</i> add some adverbs to your instructions. E.g First, carefully do some star jumps for 30 seconds</p>

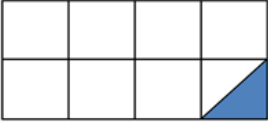



RESOURCE 1

1. What drink did Roraigh and his robot friend like drinking?
2. How many light-years from home were the two friends?
3. What did Hubble make for his friend at the beginning of the story?
4. In the story it says the meteor was hurtling, what do you think this means?
5. What alliteration is used to describe the lemonade spilling?
6. Why did the ship stop working?
7. Why did the friends hold their breath when the door of an alien ship opened?
8. What was the job of the taming spray?
9. Why was the space probe disappointed when he found the two friends in space?
10. Why was Roraigh glad that he had a friend on his adventure?

RESOURCE 2- Daily maths problem starters

Monday	<p>Mo and his four friends eat a meal.</p> <p>They each pay for part of the meal.</p> <p>Mo pays £5.20</p> <p>Each of his friends pay £3.80</p> <p>How much did the meal cost in total?</p>				
Tuesday	<p>What fraction of the shape is shaded?</p> 				
Wednesday	<p>A fish tank holds 30 litres of water.</p>  <p>The fish tank is $\frac{3}{5}$ full.</p> <p>How much more water is needed to fill the tank?</p>				
Thursday	<p>Mr Khan hires a bike on holiday.</p> <p>The table shows the costs.</p> <div data-bbox="416 1151 676 1317" style="border: 1px solid black; padding: 5px;"> <p>Holiday Bikes For Hire </p> <table border="1" style="width: 100%; border-collapse: collapse;"> <tbody> <tr> <td style="padding: 2px;">First hour</td> <td style="padding: 2px;">£12</td> </tr> <tr> <td style="padding: 2px;">Every additional half hour</td> <td style="padding: 2px;">£4.50</td> </tr> </tbody> </table> </div> <p>Mr Khan hires the bike from 10.45am to 2.15pm.</p> <p>How much does it cost him to hire the bike?</p>	First hour	£12	Every additional half hour	£4.50
First hour	£12				
Every additional half hour	£4.50				
Friday	<p>Freya receives some pocket money.</p> <p>She spends</p> <ul style="list-style-type: none"> • $\frac{1}{5}$ of the money on a book. • $\frac{3}{4}$ of what she has left on a game.  <p>Freya now has £3.80 left.</p> <p>How much pocket money did she receive?</p>				

RESOURCE 3- ANSWERS FOR PARENTS

Monday	<p>Mo and his four friends eat a meal.</p> <p>They each pay for part of the meal.</p> <p>Mo pays £5.20</p> <p>Each of his friends pay £3.80</p> <p>How much did the meal cost in total?</p> <p style="text-align: center; color: red;">£20.40</p>				
Tuesday	<p>What fraction of the shape is shaded?</p> <div style="text-align: center;">  $\frac{1}{16}$ </div>				
Wednesday	<p>A fish tank holds 30 litres of water.</p> <div style="text-align: center;">  </div> <p>The fish tank is $\frac{3}{5}$ full.</p> <p>How much more water is needed to fill the tank?</p> <p style="text-align: center; color: red;">12 litres</p>				
Thursday	<p>Mr Khan hires a bike on holiday.</p> <p>The table shows the costs.</p> <div style="border: 1px solid black; padding: 5px; margin: 10px 0;"> <p style="text-align: center;">Holiday Bikes For Hire </p> <table border="1" style="width: 100%; border-collapse: collapse;"> <tbody> <tr> <td style="padding: 5px;">First hour</td> <td style="padding: 5px; text-align: center;">£12</td> </tr> <tr> <td style="padding: 5px;">Every additional half hour</td> <td style="padding: 5px; text-align: center;">£4.50</td> </tr> </tbody> </table> </div> <p>Mr Khan hires the bike from 10.45am to 2.15pm.</p> <p>How much does it cost him to hire the bike?</p> <p style="text-align: center; color: red;">£34.50</p>	First hour	£12	Every additional half hour	£4.50
First hour	£12				
Every additional half hour	£4.50				
Friday	<p>Freya receives some pocket money.</p> <p>She spends</p> <ul style="list-style-type: none"> • $\frac{1}{5}$ of the money on a book. • $\frac{3}{4}$ of what she has left on a game. <div style="text-align: center; margin: 10px 0;">  </div> <p>Freya now has £3.80 left.</p> <p>How much pocket money did she receive?</p> <p style="text-align: center; color: red;">£19</p>				

RESOURCE 4

$$1) \quad \frac{4}{6} + \frac{1}{6} = \boxed{}$$

$$2) \quad \frac{2}{9} + \frac{3}{9} = \boxed{}$$

$$3) \quad \frac{4}{8} + \frac{7}{8} = \boxed{}$$

$$4) \quad \frac{10}{12} + \frac{6}{12} = \boxed{}$$

$$5) \quad \frac{9}{10} + \frac{5}{10} = \boxed{}$$

$$6) \quad \frac{1}{4} + \frac{2}{4} = \boxed{}$$

$$7) \quad \frac{2}{5} + \frac{4}{5} = \boxed{}$$

$$8) \quad \frac{6}{7} + \frac{3}{7} = \boxed{}$$

$$9) \quad \frac{8}{11} + \frac{9}{11} = \boxed{}$$

$$10) \quad \frac{1}{2} + \frac{1}{2} = \boxed{}$$

$$11) \quad \frac{3}{7} + \frac{5}{7} = \boxed{}$$

$$12) \quad \frac{9}{10} + \frac{8}{10} = \boxed{}$$

$$13) \quad \frac{1}{3} + \frac{1}{3} = \boxed{}$$

$$14) \quad \frac{5}{8} + \frac{4}{8} = \boxed{}$$

RESOURCE 5

1) $\frac{10}{12} - \frac{3}{12} =$

2) $\frac{5}{7} - \frac{3}{7} =$

3) $\frac{2}{3} - \frac{1}{3} =$

4) $\frac{3}{4} - \frac{2}{4} =$

5) $\frac{4}{5} - \frac{2}{5} =$

6) $\frac{9}{10} - \frac{3}{10} =$

7) $\frac{7}{8} - \frac{4}{8} =$

8) $\frac{5}{6} - \frac{4}{6} =$

9) $\frac{8}{10} - \frac{1}{10} =$

10) $\frac{11}{12} - \frac{10}{12} =$

11) $\frac{6}{7} - \frac{2}{7} =$

12) $\frac{10}{11} - \frac{4}{11} =$

13) $\frac{7}{9} - \frac{4}{9} =$

14) $\frac{3}{5} - \frac{2}{5} =$

RESOURCE 6

A fun day out

"Let's look at the lions first!" said Jack excitedly. He grabbed Sarah and they ran to the lions' cage. A moment later, mum and dad came.

"Keep still" said Mum

"Say cheese" said dad happily. Flash! "That looks like a good one," he said joyfully.

After a while, the family decided to move on. They went into the reptile house where there were lots of colourful birds flying around and strange creatures in tanks. Sarah crept over to a huge glass tank. She couldn't see anything in there but little did she know there was a huge snake camouflaged in with the green leaves.

Suddenly, Sarah jumped back and ran over to give her mum a hug. Jack, who was watching this found it hilarious! All the way home he teased his little sister!

Questions

- 1) Where do you think the family are and why do you think this?
- 2) Why did Mum ask the children to "Keep still" in the first paragraph?
- 3) Pretend you are Jack and you have just entered the reptile house. Write a few sentences to explain how you feel.
- 4) What word tells us the snake was hiding in Paragraph 2?
- 5) Why do you think Sarah suddenly jumped back?
- 6) What do you think Jack found so funny at the end of the story?

RESOURCE 7

Conjunctions and Other Connectives

When?	Why?	Opinion	But...	And...
afterwards as at that moment finally first just then last later meanwhile soon subsequently then until when while	as a result because consequently for this reason so therefore	fortunately happily luckily sadly unfortunately	alternatively although anyway aside from besides but despite however in spite of nevertheless on the other hand since whereas yet	also and as well as in addition moreover with

RESOURCE 8

$$\frac{7}{9} - \frac{1}{9} = \quad \frac{4}{6} - \frac{1}{6} = \quad \frac{6}{8} - \frac{1}{8} =$$

$$\frac{6}{9} - \frac{1}{9} = \quad \frac{5}{7} - \frac{1}{7} = \quad \frac{3}{5} - \frac{1}{5} =$$

$$\frac{3}{6} - \frac{1}{6} = \quad \frac{5}{8} - \frac{1}{8} = \quad \frac{4}{7} - \frac{1}{7} =$$

$$\frac{3}{9} + \frac{4}{9} = \quad \frac{2}{6} + \frac{3}{6} = \quad \frac{1}{4} + \frac{2}{4} =$$

$$\frac{5}{9} + \frac{2}{9} = \quad \frac{1}{7} + \frac{3}{7} = \quad \frac{1}{5} + \frac{2}{5} =$$

$$\frac{2}{6} + \frac{3}{6} = \quad \frac{3}{8} + \frac{2}{8} = \quad \frac{1}{3} + \frac{1}{3} =$$

RESOURCE 9

$$1) \quad \frac{1}{3} + \boxed{} = \frac{2}{3}$$

$$2) \quad \boxed{} + \frac{6}{7} = \frac{11}{7}$$

$$3) \quad \boxed{} + \frac{1}{2} = 1$$

$$4) \quad \frac{5}{11} + \boxed{} = \frac{12}{11}$$

$$5) \quad \frac{8}{15} + \boxed{} = 1$$

$$6) \quad \boxed{} + \frac{3}{5} = \frac{4}{5}$$

$$7) \quad \frac{13}{20} + \boxed{} = \frac{7}{5}$$

$$8) \quad \frac{5}{9} + \boxed{} = \frac{7}{9}$$

$$9) \quad \boxed{} + \frac{1}{4} = \frac{3}{4}$$

$$10) \quad \boxed{} + \frac{15}{17} = \frac{24}{17}$$

$$11) \quad \boxed{} + \frac{5}{6} = 1$$

$$12) \quad \boxed{} + \frac{7}{10} = 1$$

$$13) \quad \frac{9}{16} + \boxed{} = \frac{7}{8}$$

$$14) \quad \frac{3}{14} + \boxed{} = \frac{9}{14}$$

RESOURCE 10

1)	0.4	0.5	0.6	0.7	_____
2)	0.9	0.8	0.7	0.6	_____
3)	0.9	1	1.1	1.2	_____
4)	0.7	_____	0.9	_____	1.1
5)	2.4	2.3	_____	_____	2

RESOURCE 11

0.73	0.74	0.75	0.76	_____
0.32	0.31	0.3	0.29	_____
5.67	_____	5.69	_____	5.71
9.92	9.91	9.9	_____	_____
10.32	10.33	_____	_____	_____